

Since 1928




**HOWARD  
INDUSTRIES**  
*Architectural Signage Systems*


BASIC

# Paint Colors


The 9 Basic Colors are SATIN FINISH ONLY




Standard Black



Standard White




Duranodic Bronze  
SIGN 0255




Pantone Yellow  
SIGN 4202




Pantone 7500 Cream  
SIGN 1075



Pantone 3415 Green  
SIGN 4028



Pantone Cool Grey 10  
SIGN 80110



Pantone Reflex Blue  
SIGN 4197



Pantone 200 Red  
SIGN 20876

\*\* Colors may not be exact as shown, due to printer and screen limitations. The Pantone Matching System (PMS) is a system shared worldwide by the graphic arts industry and refers to printed colors. Colors displayed are intended to show APPROXIMATE color of finish and should be used as a reference guide only. PMS colors formulated to spray paint applications, may not exactly match printed PMS charts. All colors are matched as accurately as possible using provided formulas.

\*\*Additional colors available upon request.

