
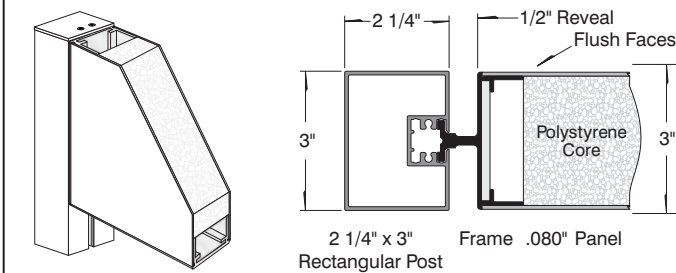
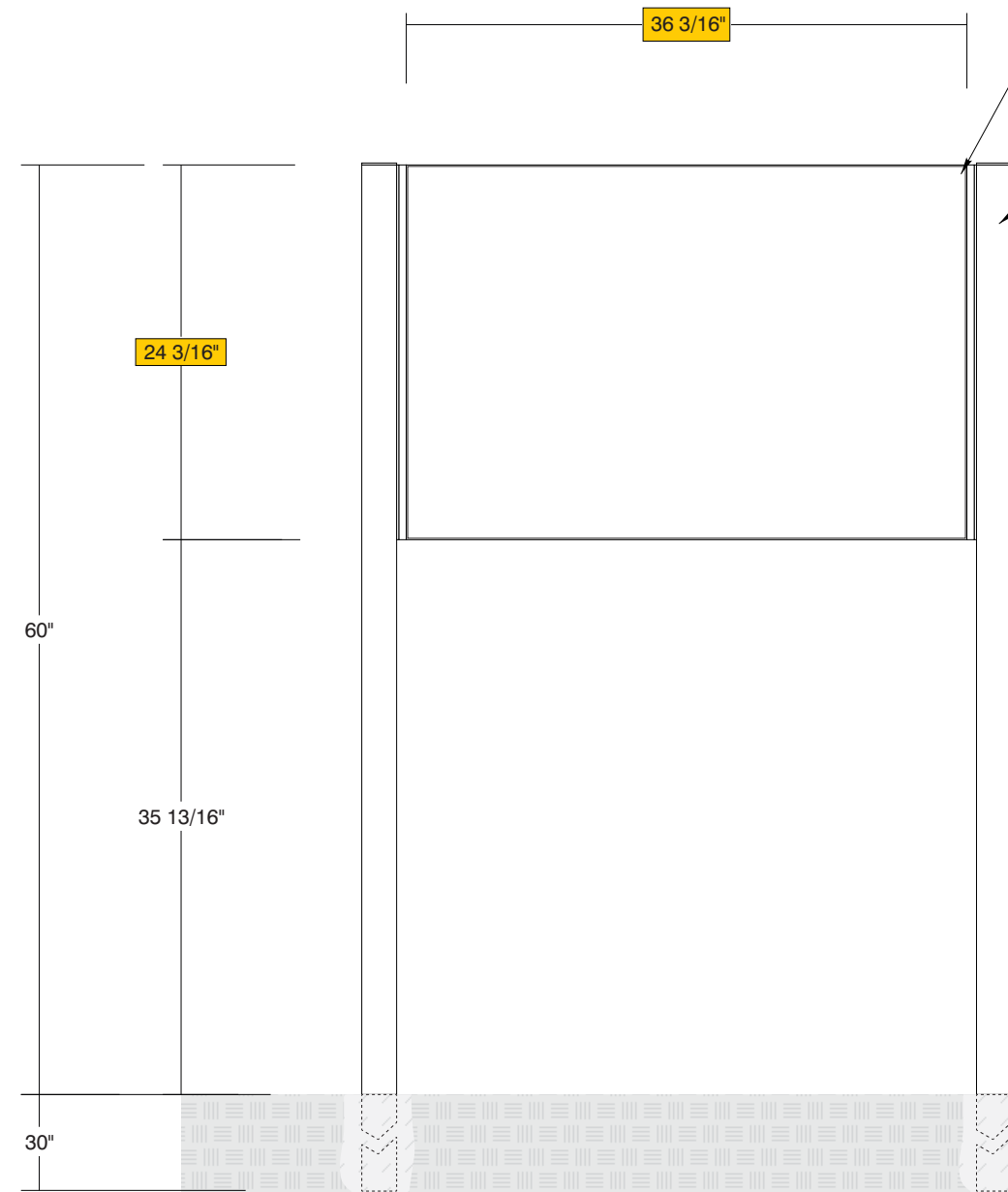


**HED-300 Flush Face Detail**



**Top View**

**Side A**



**• Sign System: HED-300 Flush Face**

- (2) .080" Aluminum Panel: (H) 24" x (L) 36"

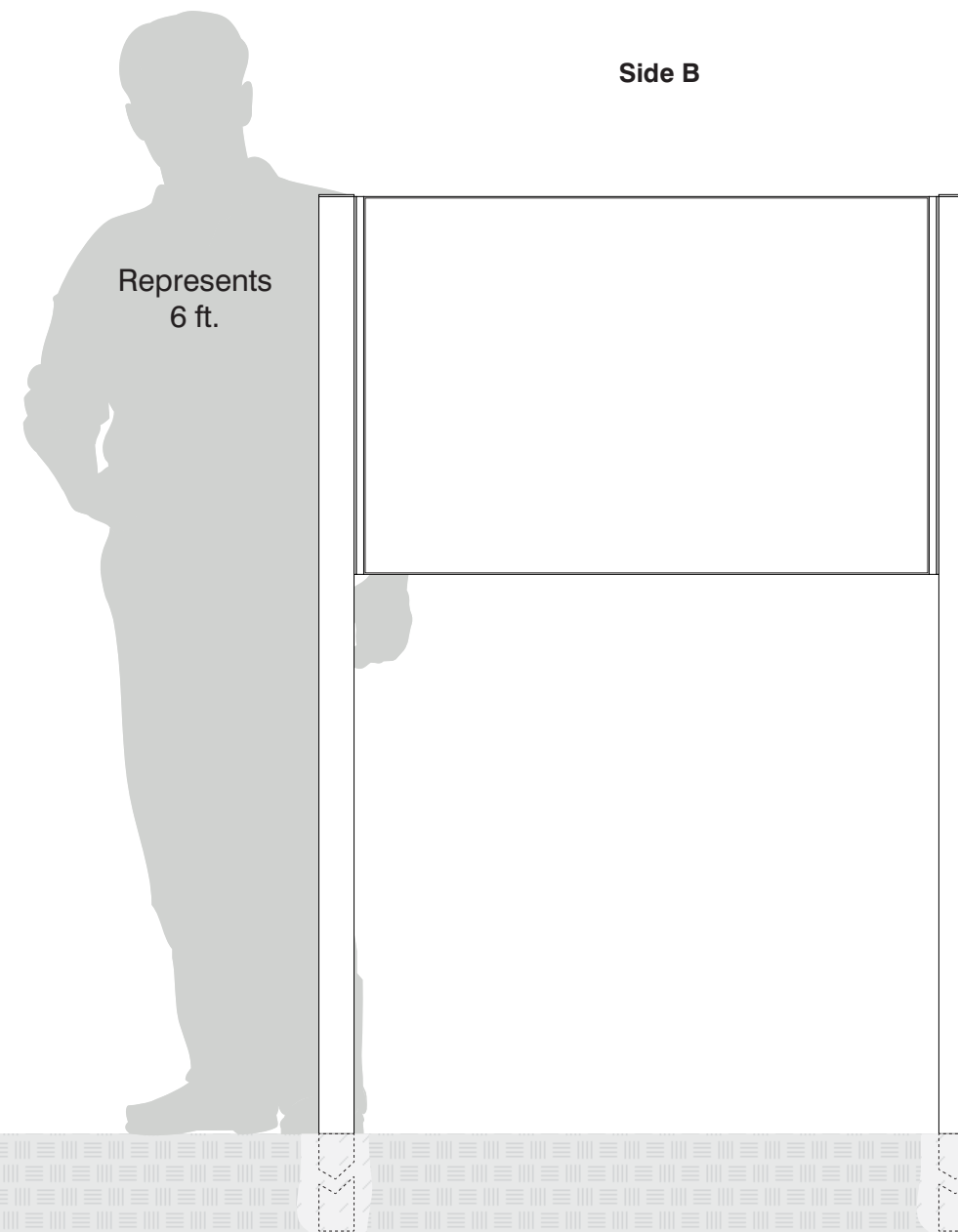
**• Paint:**

- Standard White - Frame, Panels, Posts, Caps

**• Double Post Mount**

- (2) Posts Size: 2 1/4" x 3" x (L) 90" with Caps

**Side B**



|          |                         |              |   |   |                               |         |              |
|----------|-------------------------|--------------|---|---|-------------------------------|---------|--------------|
| Date     | DWG# HED-300_Flush Face | Scale: 1"=1' | Customer  | Mounting SF/DF  | Double Post Mount Double Face |         | Quote #      |
| XX.XX.XX |                         |              |   | Illuminated   | NO                            | UL      | Sales Rep.   |
| Quantity |                         |              | Location  | Voltage   | N/A                           | Amp N/A | Illustrator: |
| 1        |                         |              | System  | ADA   | No                            | Rev. 0  | Reviewed By: |
| Page     |                         |              | <b>HED-300 (24" x 36")<br/>Flush Face Sign System</b> | *Due to the ADA/ ANSI's wide interpretation and other factors that may exist, we cannot affirm compliance in all situations and is hereby removed from responsibility regarding these issues. |                               |         |              |
| 1 of 1   |                         |              |   |   |                               |         |              |



• 6400 Howard Drive, Fairview PA 16415 • Toll Free 800.458.0591 •  
• PA 814.833.7000 • Fax 814.838.0011 •  
www.howardindustries.com

All concepts and designs represented by this drawing are the property of Howard Industries and may not be reproduced or used in any manner without written consent. ©Copyright 2020 Howard Industries.