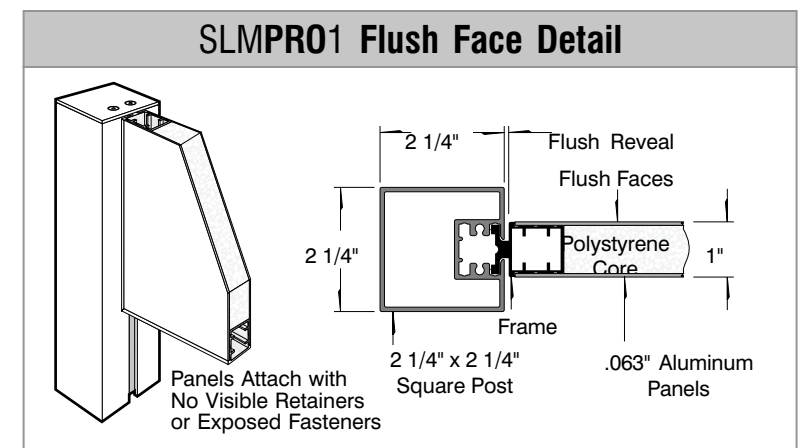
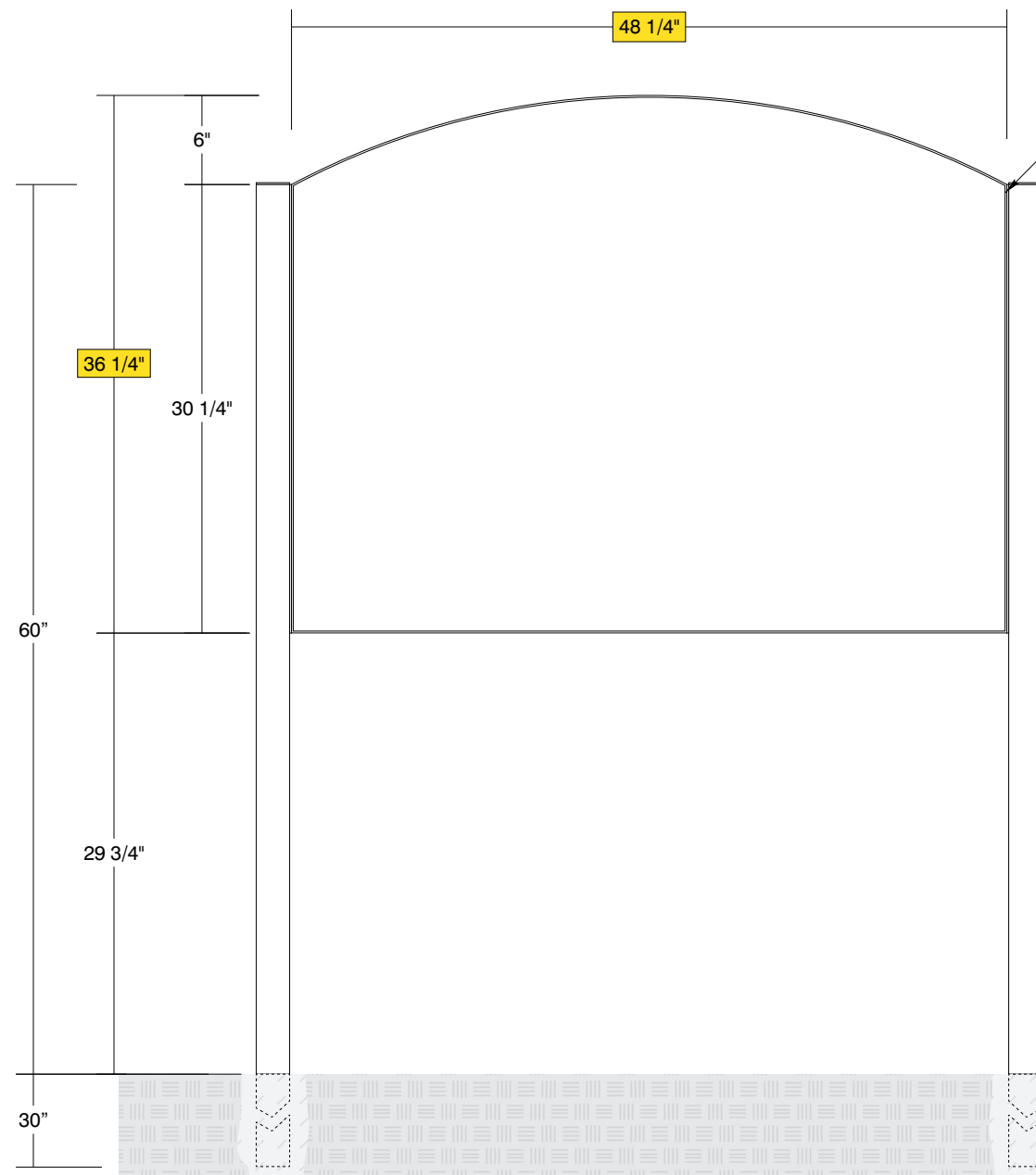


TOP VIEW



SLMPRO1 Flush Face Detail

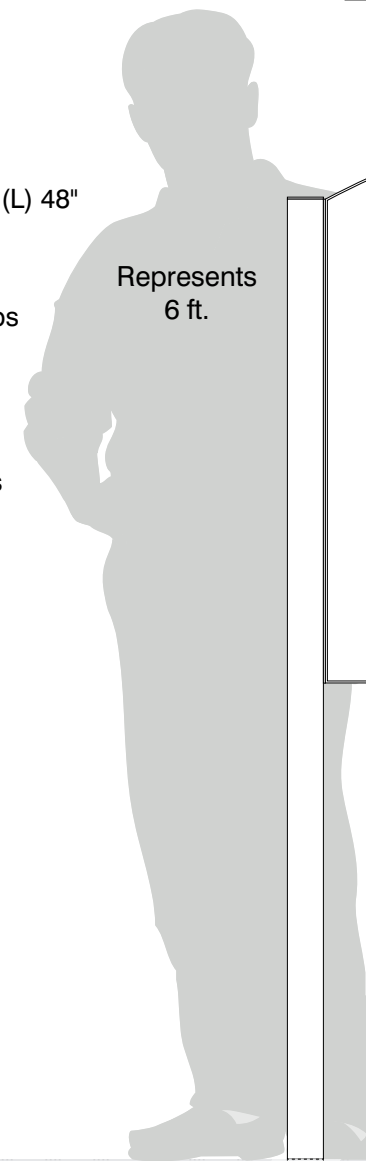
SIDE A



- **Sign System: SLIMPRO1 Radius Top**
 - Mitters: 31°
 - Arc Length: 50.15"
 - Radius: 51.35"
 - (2) .063" Routed Aluminum Panels: (H) 36" x (L) 48"


- **Paint:**
 - Standard White - Panel, Frame, Posts, Caps

- **Double Post Mount**
 - Posts Size: 2 1/4" x 2 1/4" x (L) 90" with Caps



Represents 6 ft.

SIDE B



Date	DWG# SLIMPRO1_RadiusTop	Scale: 1"=1'	Customer	Mounting SF/DF	Double Post Mount	Quote #
XX.XX.XX				NO	Double Face	
Quantity			Location	UL		Sales Rep.
1				N/A		
Page			System	Amp		Illustrator:
1 of 1			SLIMPRO1 (36" x 48") Radius Top Sign System	N/A		
				ADA	No	Rev. 0
				*Due to the ADA/ANSI's wide interpretation and other factors that may exist, we cannot affirm compliance in all situations and is hereby removed from responsibility regarding these issues.		Reviewed By:



6400 Howard Drive, Fairview PA 16415 • Toll Free 800.458.0591 • PA 814.833.7000 • Fax 814.838.0011 • www.howardindustries.com

All concepts and designs represented by this drawing are the property of Howard Industries and may not be reproduced or used in any manner without written consent. ©Copyright 2020 Howard Industries.