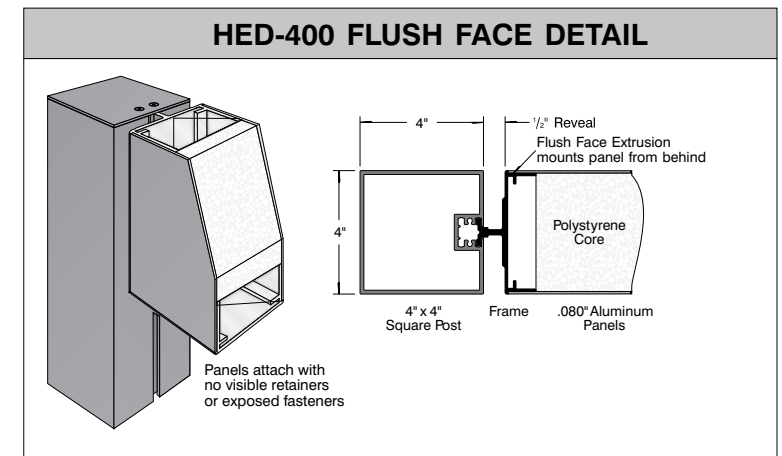
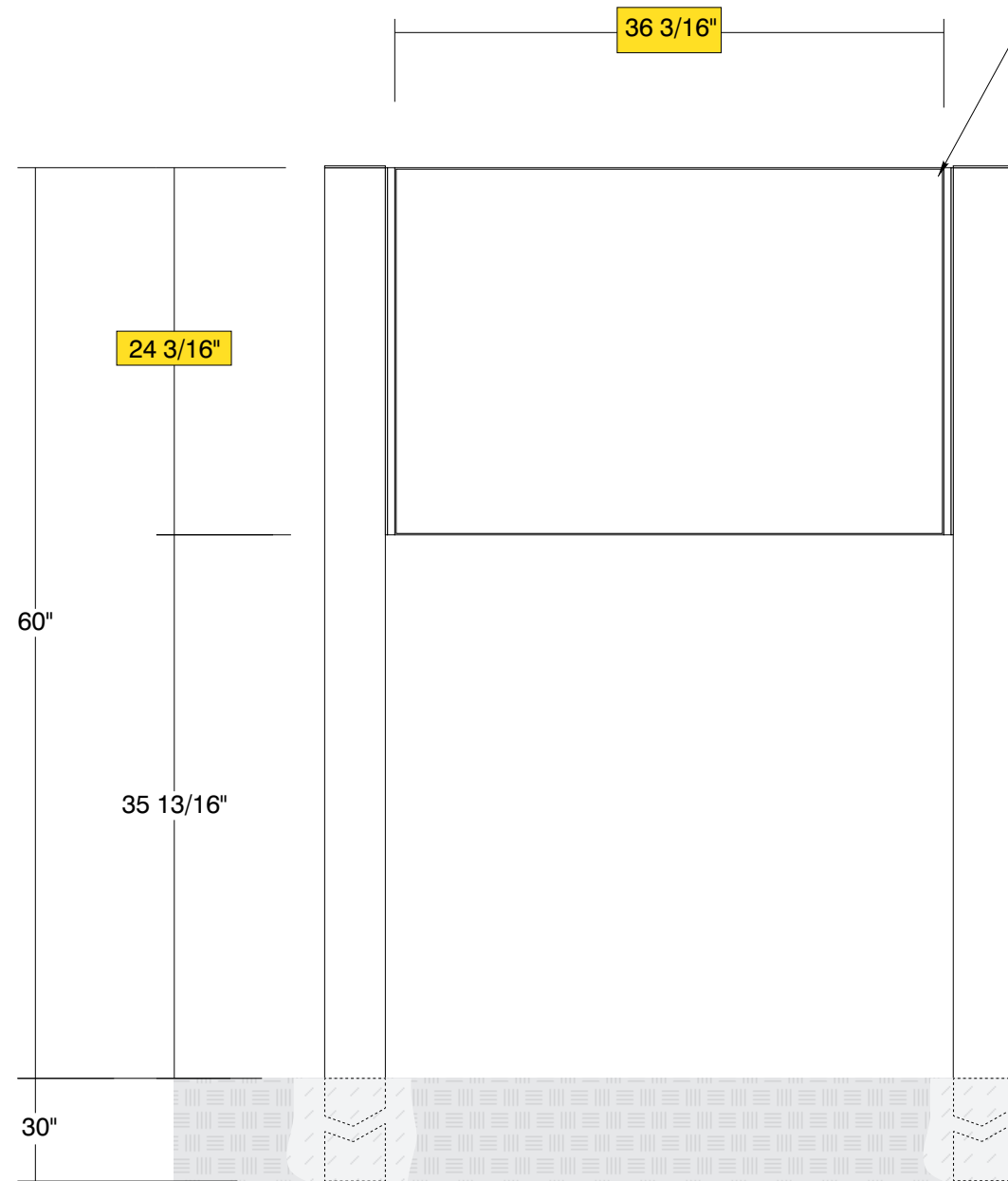


TOP VIEW



SIDE A



• **Sign System: HED-400 Flush Face**

- (2) .080" Aluminum Panel: (H) 24" x (L) 36"

• **Paint:**


- Standard White - Frame, Panels, Posts, Caps

• **Double Post Mount**

- (2) Posts Size: 4" x 4" x (L) 90" with Caps



SIDE B



Date	DWG# HED-400_Flush Face	Scale:	1"=1'	Customer		Mounting	DOUBLE POST MOUNT		Quote #	
X.XX.XX				Location		SF/DF	DOUBLE FACE		Sales Rep.	
Quantity				System	HED-400 (24" X 36") Flush Face Sign System	Illuminated	NO	UL	Illustrator:	
1						Voltage	N/A	Amp	Reviewed By:	
Page						ADA	No	Rev. 0		
1 of 1						*Due to the ADA/ ANSI's wide interpretation and other factors that may exist, we cannot affirm compliance in all situations and is hereby removed from responsibility regarding these issues.				



• 6400 Howard Drive, Fairview PA 16415 • Toll Free 800.458.0591 •  
 • PA 814.833.7000 • Fax 814.838.0011 •  
 www.howardindustries.com

All concepts and designs represented by this drawing are the property of Howard Industries and may not be reproduced or used in any manner without written consent. ©Copyright 2020 Howard Industries.