
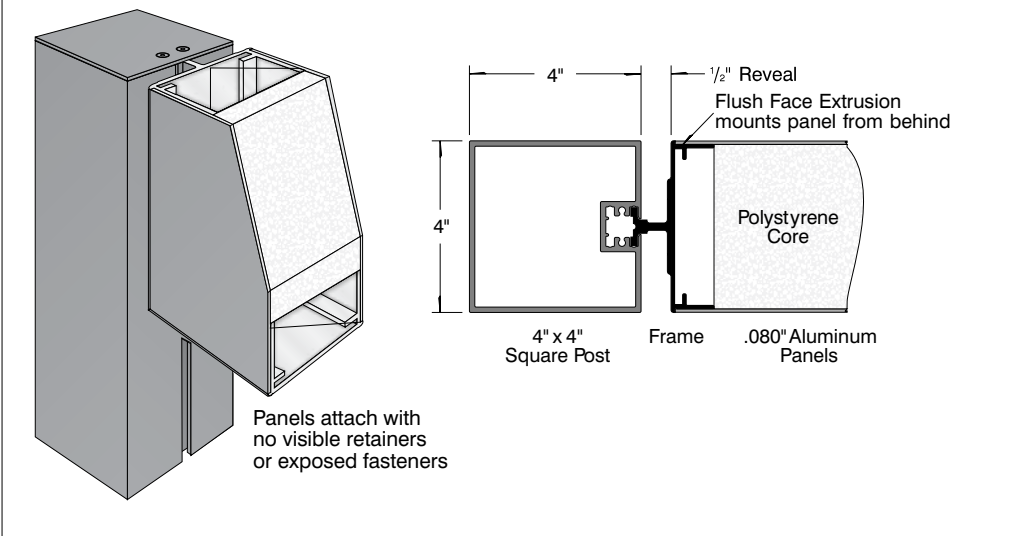
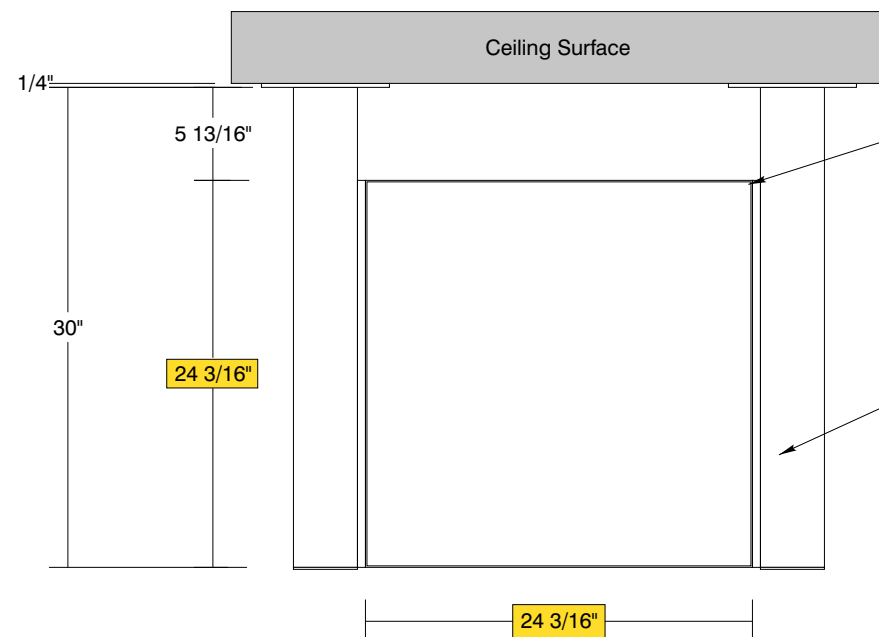


HED-400 FLUSH FACE DETAIL



SIDE A



• Sign System: HED-400 Flush Face Ceiling Mount

- (2) .080" Aluminum Panel: (H) 24" x (L) 24"

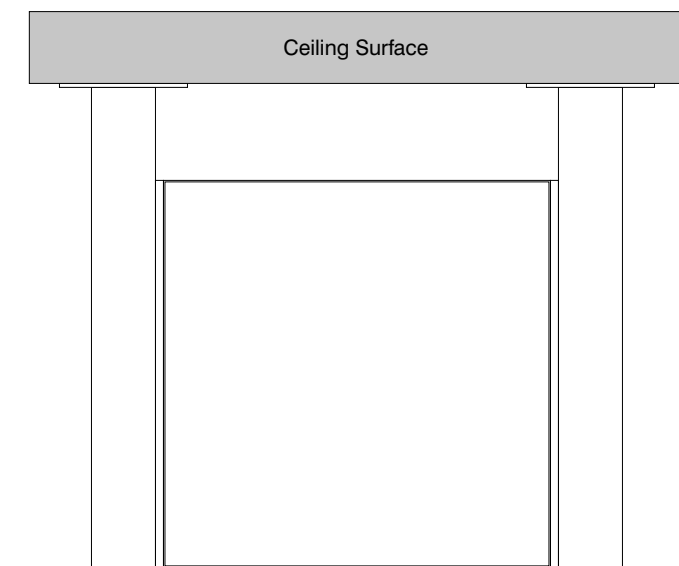
• Paint:

- Standard White - Frame, Panels, Posts, Caps

• Double Post Mount

- (2) Posts Size: 4" x 4" x (L) 30" with Caps
- (2) .25" Routed Aluminum Baseplates: 8" x 8"

SIDE B



Date	DWG#	HED-400_FF_Ceiling Mount	Scale:	1" = 1'	Customer		Mounting	Double Post Ceiling Mount		Quote #		
XX.XX.XX							SF/DF	Double Face		Sales Rep.		
Quantity					Location		Illuminated	NO	UL			
1							Voltage	N/A	Amp	N/A		
Page					System	HED-400 (24" x 24") Flush Face Ceiling Mount Sign System	ADA	No	Rev. 0	Illustrator:		
1 of 1							*Due to the ADA/ ANSI's wide interpretation and other factors that may exist, we cannot affirm compliance in all situations and is hereby removed from responsibility regarding these issues.				Reviewed By:	



• 6400 Howard Drive, Fairview PA 16415 • Toll Free 800.458.0591 •
 • PA 814.833.7000 • Fax 814.838.0011 •
 www.howardindustries.com

All concepts and designs represented by this drawing are the property of Howard Industries and may not be reproduced or used in any manner without written consent. ©Copyright 2020 Howard Industries.