
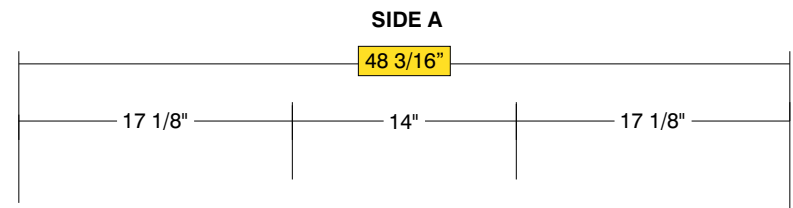


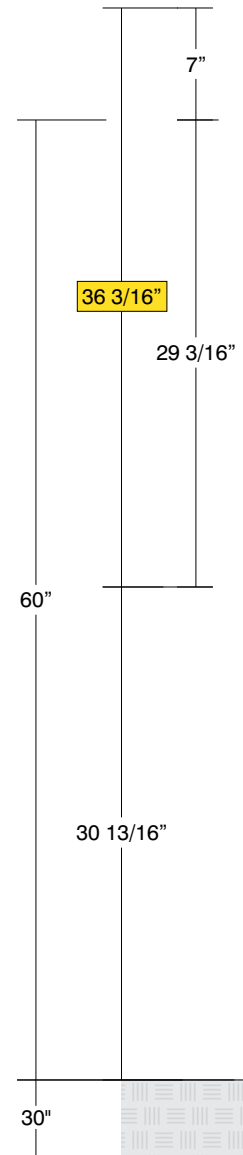
SIDE B



TOP VIEW



SIDE A



• **Sign System: HED-300 Flush Face Indented Radius**

- Arc Length: 22"
- Miters: 44.66°
- Radius: 7"
- (2) .080" Aluminum Panel: (H) 36" x (L) 48"

• **Paint:**

- Standard White - Frame, Panels, Posts, Caps

• **Double Post Mount**

- (2) Post Size: 2 1/4" x 3" x (L) 90" with Caps

Represents
6 ft.

Date	DWG# HED-300_FF_Indent Radius	Scale:	1"=1'	Customer	Mounting	Double Post Mount	Quote #	
XX.XX.XX					SF/DF	Double Face	Sales Rep.	
Quantity				Location	Illuminated	NO	UL	
1					Voltage	N/A	Amp	N/A
Page				System	ADA	No	Rev. 0	Illustrator:
1 of 1				HED-300 (36" x 48") Flush Face Indented Radius Sign System	*Due to the ADA/ ANSI's wide interpretation and other factors that may exist, we cannot affirm compliance in all situations and is hereby removed from responsibility regarding these issues.			Reviewed By:



• 6400 Howard Drive, Fairview PA 16415 • Toll Free 800.458.0591 •
 • PA 814.833.7000 • Fax 814.838.0011 •
 www.howardindustries.com

All concepts and designs represented by this drawing are the property of Howard Industries and may not be reproduced or used in any manner without written consent. ©Copyright 2020 Howard Industries.