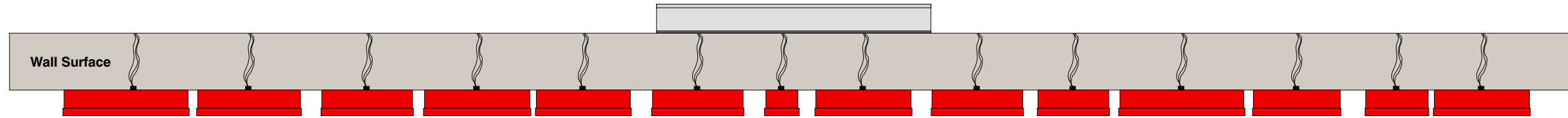





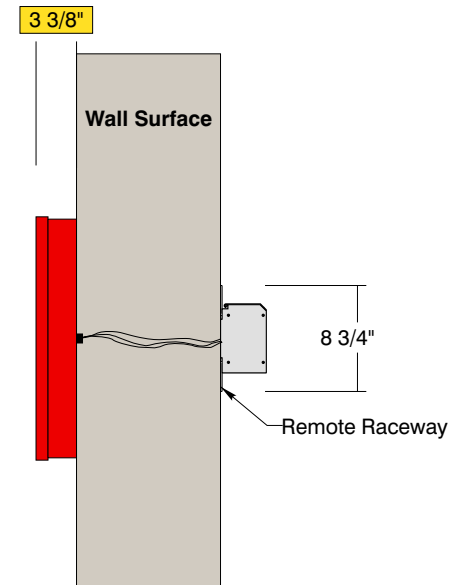
TOP VIEW



FRONT VIEW



SIDE VIEW



• **Sign System: Flush Mounted Illuminated Channel Letters (20" Cap. C)**

• **Letter Face:**

- .125" White Acrylic Faces
- 1" Depth Trim Cap

• **Letter Returns and Letter Backs:**

- 0.040" Custom Fabricated Aluminum Returns: (D) 3 3/8"
- Single .063" Aluminum Letter Back

• **Paint:**

- Dragon Red (SIGNM15024) - Trim Cap, Return, Letter Back

• **LED Illuminated/ Mounting**

- Panel Mounted Pure White LED Modules
- Power Supplies in UL-Rated Enclosed Remote Raceway
- Flush Mounted to Wall Surface

| | | | | | | | | |
|----------|--------------------------------|--------|-------|--|---|-------------|------------|--------------|
| Date | DWG# FrontLit_ChannelLetter_FM | Scale: | 1"=1' | Customer | Mounting | Flush Mount | Quote # | |
| XX.XX.XX | | | | | SF/DF | Single Face | Sales Rep. | |
| Quantity | | | | Location | Illuminated | NO | UL | |
| 1 | | | | | Voltage | N/A | Amp | N/A |
| Page | | | | System | ADA | No | Rev. 0 | Illustrator: |
| 1 of 1 | | | | Illuminated Channel Letters (Front Lit) Flush Mount | *Due to the ADA/ ANSI's wide interpretation and other factors that may exist, we cannot affirm compliance in all situations and is hereby removed from responsibility regarding these issues. | | | Reviewed By: |



• 6400 Howard Drive, Fairview PA 16415 • Toll Free 800.458.0591 •
 • PA 814.833.7000 • Fax 814.838.0011 •
 www.howardindustries.com

All concepts and designs represented by this drawing are the property of Howard Industries and may not be reproduced or used in any manner without written consent. ©Copyright 2020 Howard Industries.