



# Exterior Architectural Signage

## SLMPRO1 DATA SHEET

### Features:

1" Deep flush face frame with .063" aluminum panels in sizes up to 36"H x 60"L

No exposed fasteners

Panel accepts copy on one or two sides.

Flush reveal

Can be used in conjunction with other sign systems

Mounting Options:

- Double Post
- Center Post
- Wall
- Flag
- Projection Mount

5 Year Warranty



Non-illuminated Sign System

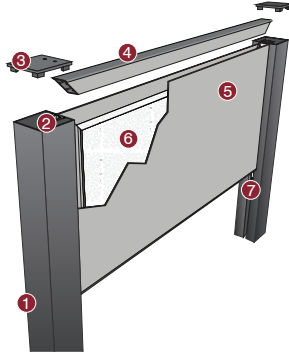
### Ideal Application:

- Directional Signage
- Parking Signage
- Regulatory Signage
- Secondary Site ID

## SLMPRO1- Typical Example

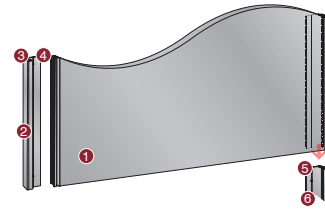
### SLMPRO1 Technical Detail

- 1 Standard 2-1/4" x 2-1/4" square post
- 2 Sign system offers a flush reveal
- 3 Injection molded post cap
- 4 SLMPRO1 top/bottom frame
- 5 .063" Aluminum message panel mounted with no visible retainer or fasteners
- 6 7/8" Insulating polystyrene core
- 7 Locking square with set screw

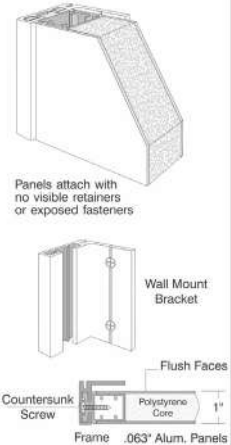


### SLMPRO1 Wall Mount Detail

- 1 SLMPRO1 sign body
- 2 (2) Aluminum wall mounting brackets
- 3 Screw groove
- 4 Top mounting holes
- 5 Countersunk mounting holes
- 6 Mounting screw groove



### SLMPRO1 Flush Face Detail



\*Signs include all components shown



Double Post Mount



Radius Top




Double Post Mount



Wall Mount

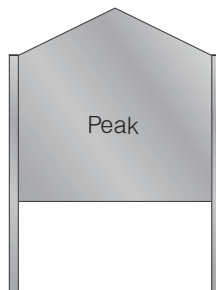


Projection Mount

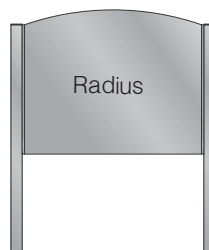


Wall Mount

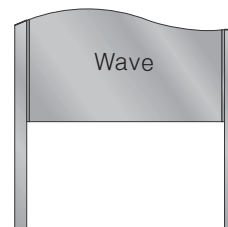
### SIGN TOPS:



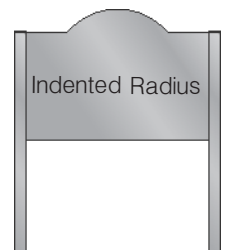
Peak



Radius



Wave



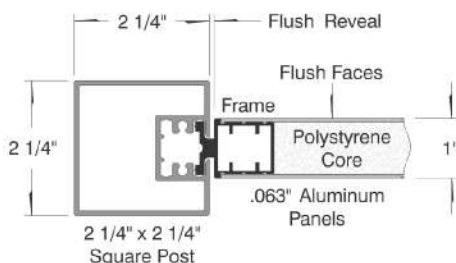
Indented Radius

Our extruded aluminum posts are engineered with a **universal mounting** channel that accepts our universal mounting extrusion found on all of our modular signage systems.

Flush Reveal



Top View




## Features & Benefits:

- Versatile Configurations
- Several Post Options
- Variety of Optional Tops
- Manufactured from High Quality 6063T5 Alloy Aluminum
- Long Lasting Modular Design
- No Exposed Fasteners
- Free Technical Drawings
- Quick, Same Day Quotes
- Polystyrene Core for Added Strength & Durability
- Standard 2 Week Lead Time
- Direct Burial, Base Plate Surface Mount, and Sleeve Mount Install Options

## 5 Year Warranty Information

Our product warranties display our employees' strong workmanship and commitment to customer satisfaction after initial purchase. Our warranties are limited to repair or replacement of **original products/ services purchased.**

## Basic Colors



Standard Black  
N 923SP



Pantone Cool Grey 10




Standard White  
N 202SP



Duranodic Bronze



Pantone 7500 Cream



Pantone 200 Red



Pantone Yellow



Pantone 3415  
Green



Pantone Reflex Blue

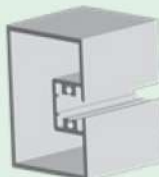
Our Standard product finish offers a variety of colors using Grip-Gard developed specifically for application to metal signage components, which meets AAMA specifications 603. This **extremely durable** satin finish is highly resistant to weathering and corrosive environments.

\*Try our custom color matching technology using your color specifications through PMS or other manufacturer systems.

\*Custom colors also available

## Available Post Options

2.25" x 3" Standard



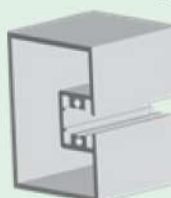
2" x 3" Radius



4" Fluted



3" x 7" Rectangle



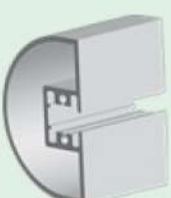
3" Round



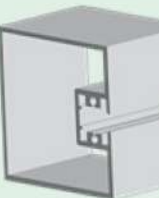
4" Round



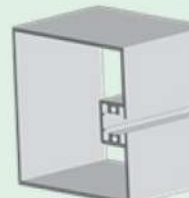
4" x 7" Radius



3" Square



4" Square



**AkzoNobel**

## Post Cap Options



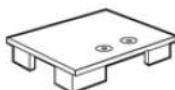
Acorn



Ball



Peak



Flat (Standards)