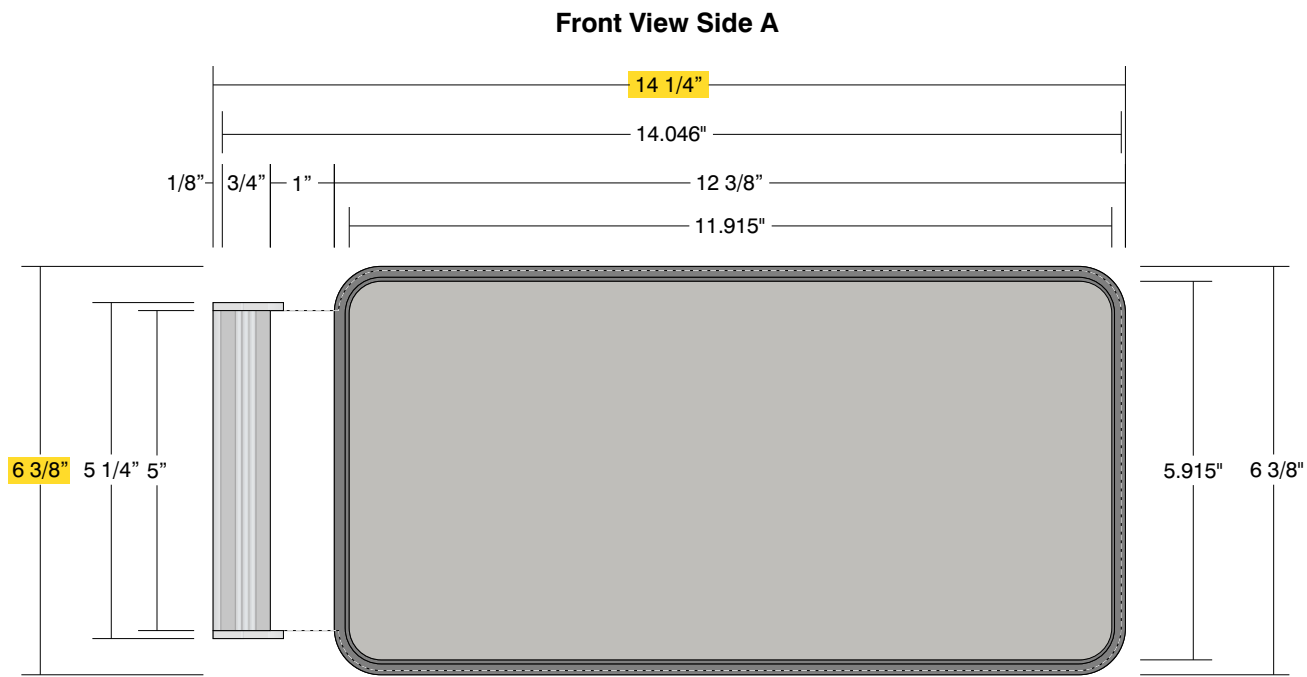


Top View

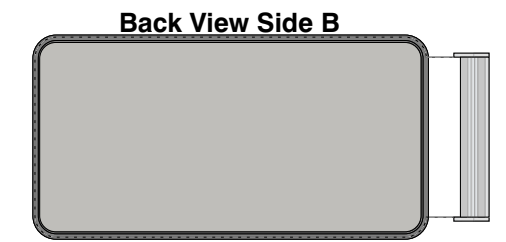
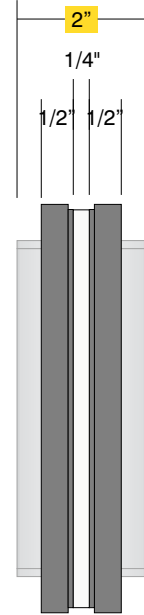
Projection Mount Assembly				
Part ID	QTY	Material/Color/Finish		H x W (in)
• Panel	1	Clear Acrylic	.25	6.25 x 14.046
• Mounting Bracket	1	PPMB 5221		5
• Mounting Sleeve	1	PPBS 5222		5
• End Caps	2	Silver 341-304	.1250	1.1 x 2.13

HIP Assembly				
Part ID	QTY	Material/Color/Finish		H x W (in)
• Frame	2	HIP-Grey, Radius	.50	6.375 x 12.375
• Panel	2	Pearl Grey (321-306)	.0625	5.915 x 11.915
• Panel Mounting	8	Pop Locks		.75 x .75
• Frame Mounting	4	8-32 x .625 Pan Head screws with 8/32 Lock Nuts		8-32 x .625



Front View Side A

Side View



Back View Side B

Standard HIP Color Combinations

Frame:
Grey

Panel:
Pearl Grey 506

Frame:
Black

Panel:
Black 401

Frame:
Sand

Panel:
Ash 214

Other panel colors available.

Date	DWG# XXXXXXXX	Scale:	1" = 3"	Customer	XXXXXXXXXX	Mounting	Projection Mount			Quote #	XXXX
XX						SF/DF	Double Face			Sales Rep.	XXXX
Quantity				Location		Finish	Satin Finish			Illustrator	XXXX
X										ADA	No
Page				System	HIP-PR-R612	Illuminated	NO	UL	N/A	*Due to the ADA/ANSI's wide interpretation and other factors that may exist, we cannot affirm compliance in all situations and is hereby removed from responsibility regarding these issues.	
1 of 1						Voltage	N/A	Amp	N/A		