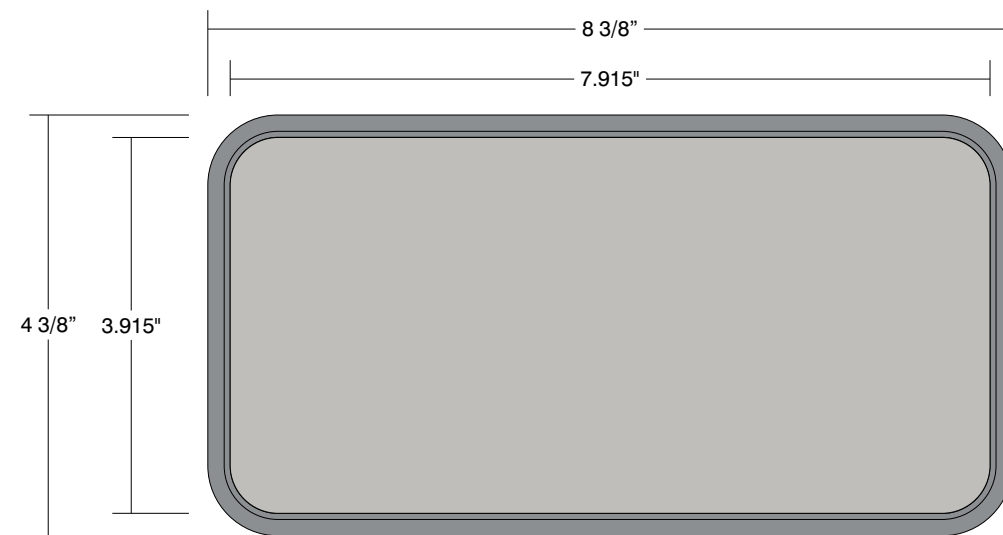


Part ID	QTY	Material/Color/Finish		H x W (in)
• Frame	1	HIP-GR408 - Grey, Radius	.50	4.375 x 8.375
• Panel	1	Pearl Grey (321-306)	.0625	3.915 x 7.915
• Panel Mounting	4	Pop Locks		.75 x .75
• Frame Mounting	4	White Adhesive Squares	.0625	.75 x .75

TOP VIEW




FRONT VIEW




SIDE VIEW




Standard HIP Color Combinations



Frame:
Grey
Panel:
Pearl Grey 506



Frame:
Black
Panel:
Black 401



Frame:
Sand
Panel:
Ash 214

Other panel colors available.

Date	DWG# HIP-R408	Scale: 1" = 2"	Customer	Mounting SF/DF	Quote #								
Quantity	1		Location	<table border="1"> <tr> <td>Illuminated</td> <td>NO</td> <td>UL</td> <td></td> </tr> <tr> <td>Voltage</td> <td>N/A</td> <td>Amp</td> <td>N/A</td> </tr> </table>	Illuminated	NO	UL		Voltage	N/A	Amp	N/A	Sales Rep.
Illuminated	NO	UL											
Voltage	N/A	Amp	N/A										
Page	1 of 1		System	HIP Radius 4x8	Illustrator:								
				<small>*Due to the ADA/ ANSI's wide interpretation and other factors that may exist, we cannot affirm compliance in all situations and is hereby removed from responsibility regarding these issues.</small>	Reviewed By:								