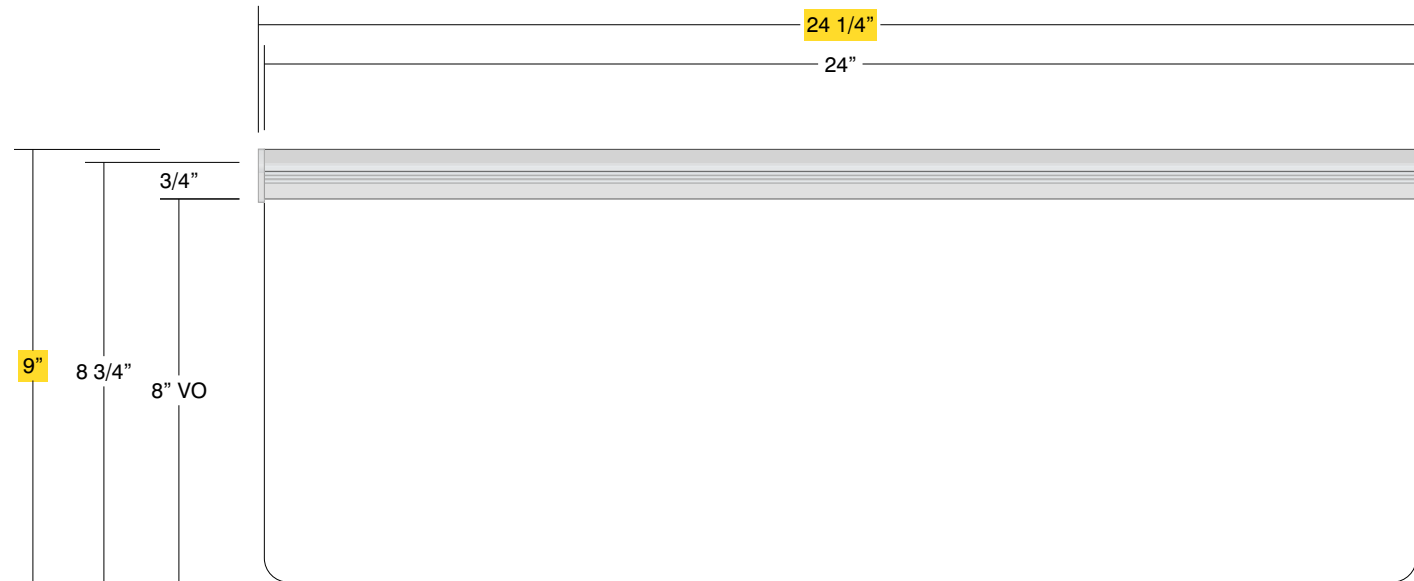


Part ID	QTY	Material/Color/Finish		H x W (in)
• Panel	1	White Opaque (3015) Acrylic	.25	8.75 x 24
• Mounting Bracket	1	PPMB 5221		24
• Mounting Sleeve	1	PPBS 5222		24
• End Caps	2	Silver 341-304	.1250	1.1 x 2.13

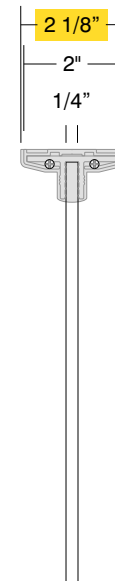
**BOTTOM VIEW**



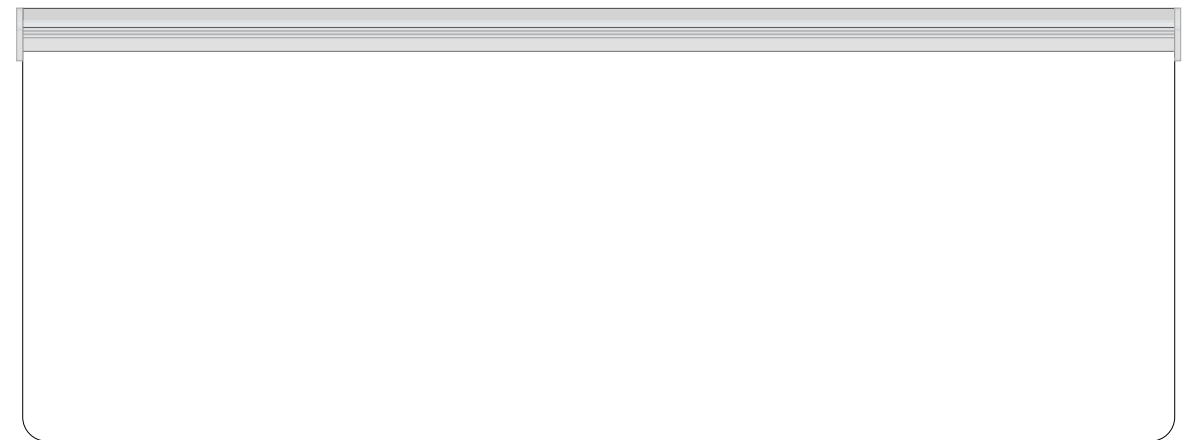
**FRONT VIEW - SIDE A**



**SIDE VIEW**



**BACK VIEW - SIDE B**



Date	DWG# Acrylic CM Sleeve	Scale: 1"=4"	Customer	Mounting SF/DF	Ceiling Mount Double Face	Quote #			
Quantity			Location	Illuminated Voltage	NO N/A UL Amp N/A	Sales Rep.			
Page			System	ADA	No Rev. 0	Illustrator:			
1 of 1			Acrylic Ceiling Mount With Sleeve Extrusion and Caps	*Due to the ADA/ ANSI's wide interpretation and other factors that may exist, we cannot affirm compliance in all situations and is hereby removed from responsibility regarding these issues.		Reviewed By:			