
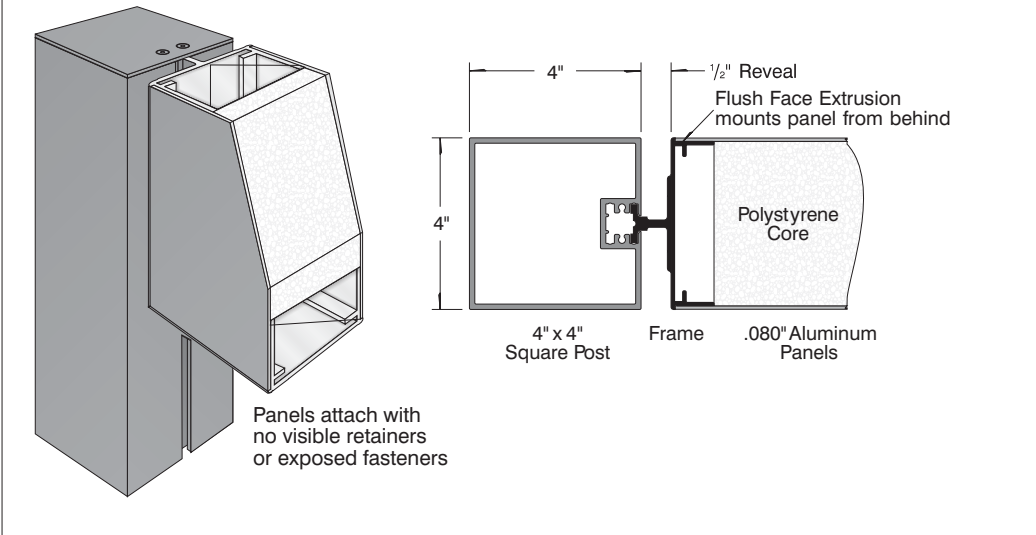
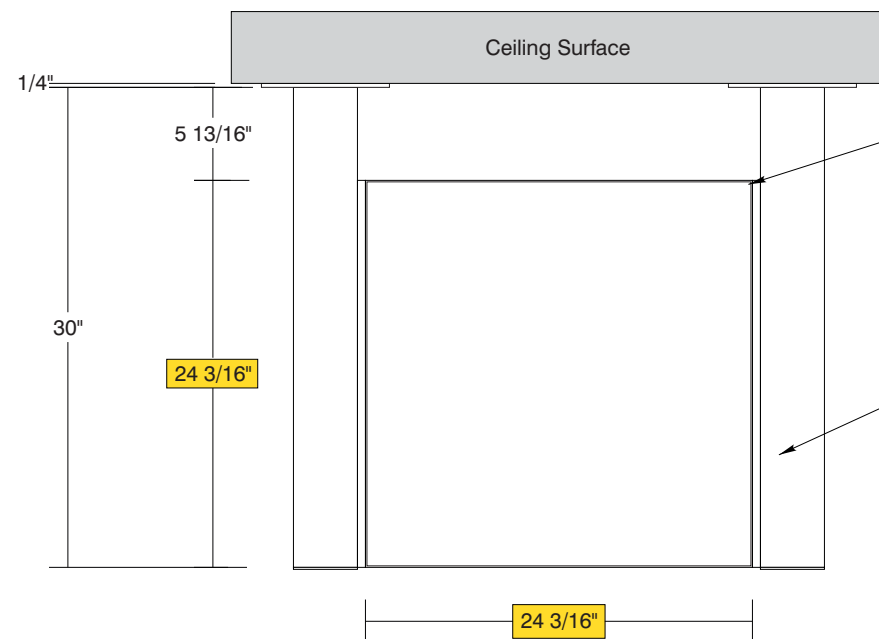


# HED-400 FLUSH FACE DETAIL



SIDE A



• **Sign System: HED-400 Flush Face Ceiling Mount**

- (2) .080" Aluminum Panel: (H) 24" x (L) 24"

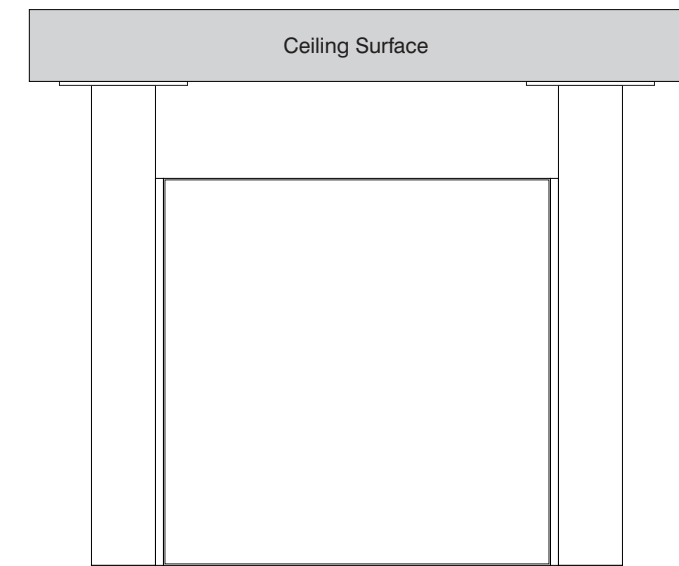
• **Paint:**

- Standard White - Frame, Panels, Posts, Caps

• **Double Post Mount**

- (2) Posts Size: 4" x 4" x (L) 30" with Caps
- (2) .25" Routed Aluminum Baseplates: 8" x 8"

SIDE B



Date	DWG#	HED-400_FF_Ceiling Mount	Scale:	1" = 1'	Customer		Mounting	Double Post Ceiling Mount		Quote #	
XX.XX.XX							SF/DF	Double Face		Sales Rep.	
Quantity					Location		Illuminated	NO	UL	Illustrator:	
1							Voltage	N/A	Amp	N/A	
Page					System	HED-400 (24" x 24") Flush Face Ceiling Mount Sign System	ADA	No	Rev. 0	Reviewed By:	
1 of 1							<small>*Due to the ADA/ANSI's wide interpretation and other factors that may exist, we cannot affirm compliance in all situations and is hereby removed from responsibility regarding these issues.</small>				



• 6400 Howard Drive, Fairview PA 16415 • Toll Free 800.458.0591 •  
 • PA 814.833.7000 • Fax 814.838.0011 •  
 www.howardindustries.com

All concepts and designs represented by this drawing are the property of Howard Industries and may not be reproduced or used in any manner without written consent. ©Copyright 2020 Howard Industries.