



INTERIOR SIGN SYSTEM

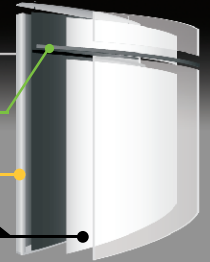
DIRECTORY WALL MOUNT PORTRAIT-Radius

DWMP-R Series

Divider Strip

Frame Size

(H) height x (L) length is Graphic Size



Graphic Size is also the Lens Size



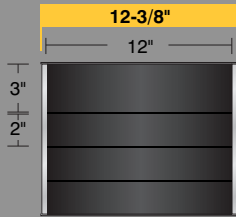
DWMP-R1200

DWMP-R1209

DWMP-R1215

DWMP-R1221

DWMP-R1233



Header=(H) 3" x (L) 12"

Header=(H) 3" x (L) 12"

Header=(H) 3" x (L) 12"

Header=(H) 3" x (L) 12"

Bottom Panels=(H) 2" x (L) 12"

Bottom Panels=(H) 2" x (L) 12"

Bottom Panels=(H) 2" x (L) 12"



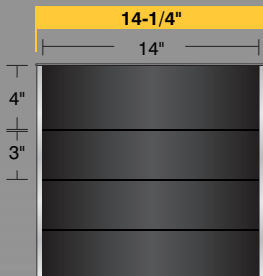
Bottom Panels=(H) 2" x (L) 12"

DWMP-R1413

DWMP-R1422

DWMP-R1431

DWMP-R1440



Header=(H) 4" x (L) 14"

Header=(H) 4" x (L) 14"

Header=(H) 4" x (L) 14"

Header=(H) 4" x (L) 14"

Bottom Panels=(H) 3" x (L) 14"

Bottom Panels=(H) 3" x (L) 14"

Bottom Panels=(H) 3" x (L) 14"

Bottom Panels=(H) 3" x (L) 14"

DWMP-R1400





INTERIOR SIGN SYSTEM

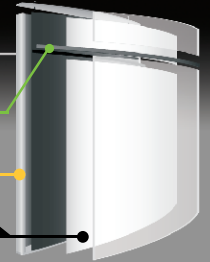
DIRECTORY WALL MOUNT PORTRAIT-Radius

DWMP-R Series

Divider Strip

Frame Size

(H) height x (L) length is Graphic Size



Graphic Size is also the Lens Size


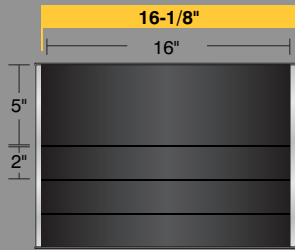
DWMP-R1611

DWMP-R1625

DWMP-R1635

DWMP-R1645

DWMP-R1600



Header=(H) 5" x (L) 16"

Header=(H) 5" x (L) 16"

Header=(H) 5" x (L) 16"

Header=(H) 5" x (L) 16"

Bottom Panels=(H) 2" x (L) 16"

Bottom Panels=(H) 2" x (L) 16"

Bottom Panels=(H) 2" x (L) 16"

Bottom Panels=(H) 2" x (L) 16"

MULTI SYSTEM-DIRECTORIES

