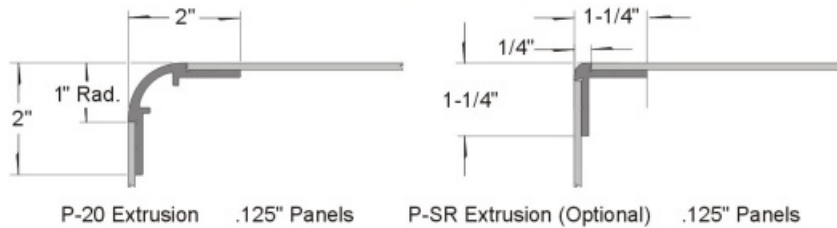


HED P-20, P-20S, P-20T

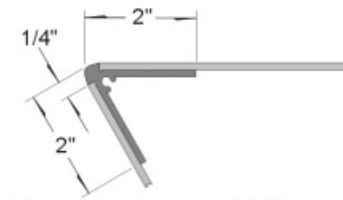
HEDP-20 and HEDP-20S



P-20 Extrusion .125" Panels

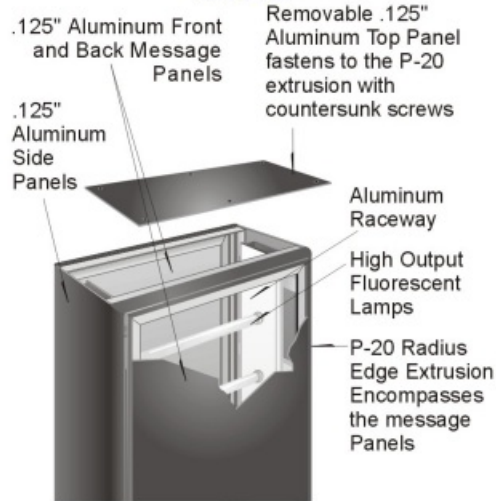
P-SR Extrusion (Optional) .125" Panels

HEDP-20T

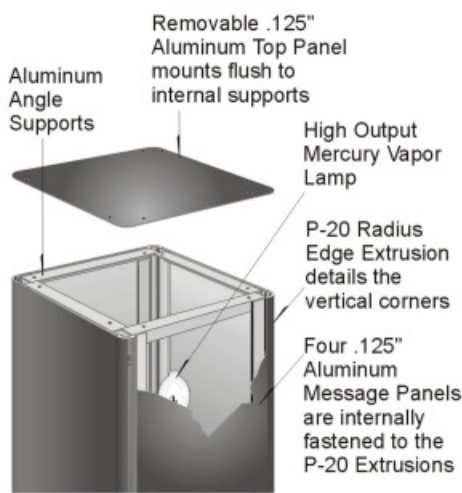


HED P-20T Extrusion .125" Panels

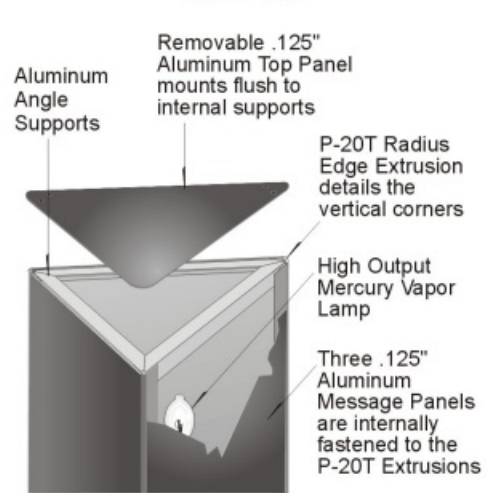
HEDP-20



HEDP-20S



HEDP-20T



INSTALLATION

Standard P-20 pylons are constructed with internal supports and mounting posts which are directly embedded in the ground. Base plates are available when signs are being surface mounted or installed on an existing foundation.

