


TOP VIEW



SIDE A

48 3/16"

• Sign System: HED-300 Flush Face Radius

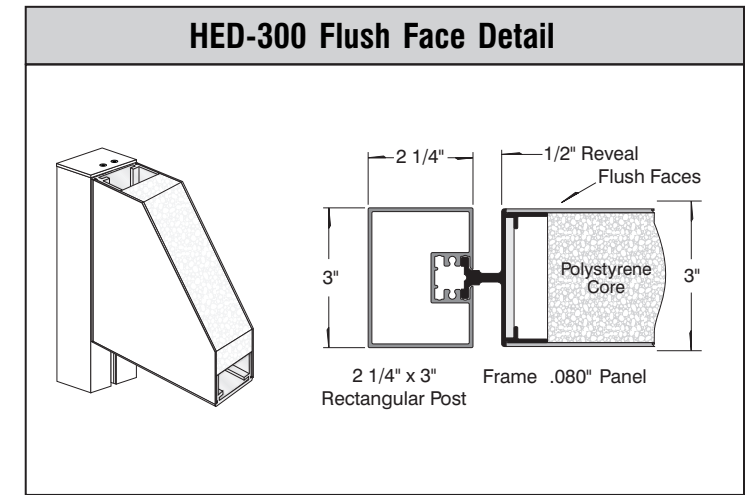
- Mitters: 31.21°
- Radius: 51.36"
- Arc Length: 50.15"
- (2) .080" Aluminum Panel: (H) 36" x (L) 48"

• Paint:

- Standard White - Frame, Panels, Posts, Caps


• Double Post Mount

- (2) Posts Size: 2 1/4" x 3" x (L) 90" with Caps



SIDE B

Represents 6 ft.



Date	DWG# HED-300_FF_Radius	Scale: 1"=1'	Customer	Mounting SF/DF	Double Post Mount Double Face		Quote #
XX.XX.XX			Location	Illuminated	NO	UL	Sales Rep.
Quantity			System	Voltage	N/A	Amp N/A	Illustrator:
1			HED-300 (36" x 48") Flush Face Radius Sign System	ADA	No	Rev. 0	Reviewed By:
Page				*Due to the ADA/ANSI's wide interpretation and other factors that may exist, we cannot affirm compliance in all situations and is hereby removed from responsibility regarding these issues.			
1 of 1							



• 6400 Howard Drive, Fairview PA 16415 • Toll Free 800.458.0591 •  
 • PA 814.833.7000 • Fax 814.838.0011 •  
 www.howardindustries.com

All concepts and designs represented by this drawing are the property of Howard Industries and may not be reproduced or used in any manner without written consent. ©Copyright 2020 Howard Industries.